



Spartan-II Family I/V Curves for Various Output Options

XAPP177 (v0.9) December 3, 1999

Advance Information Application Note

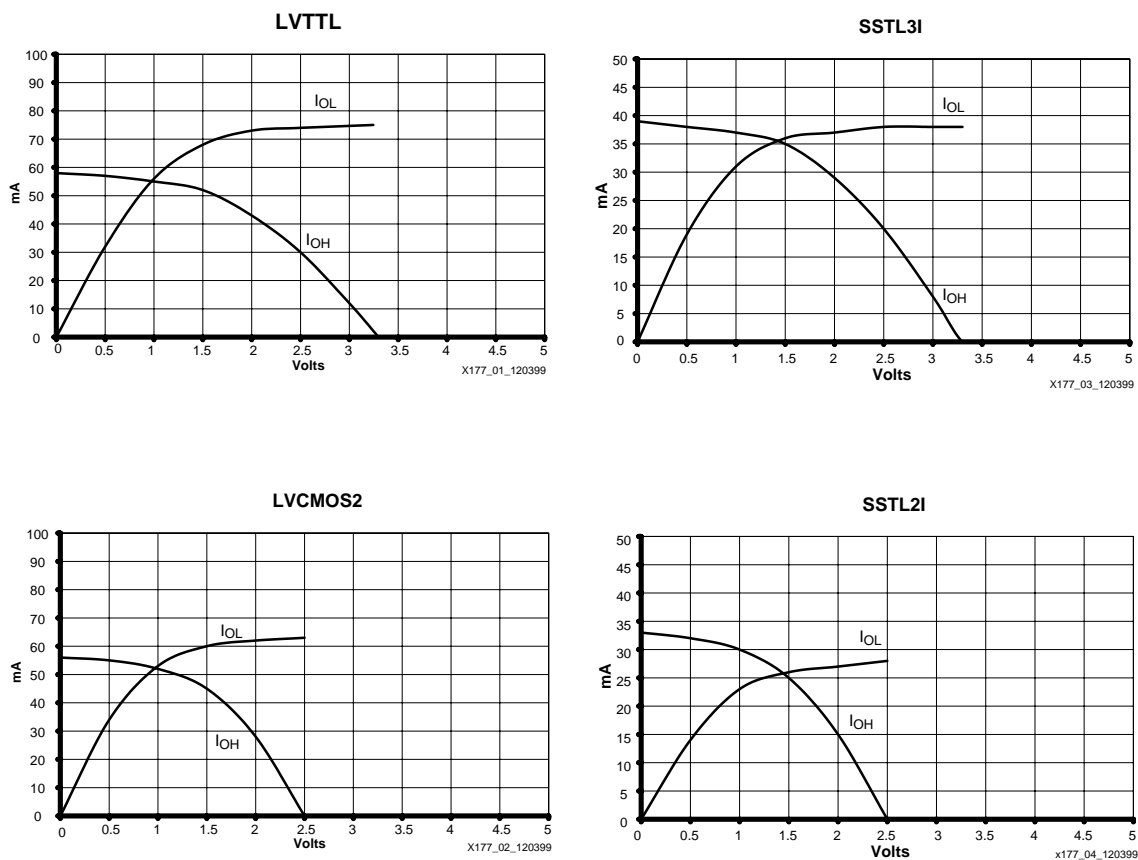
Summary

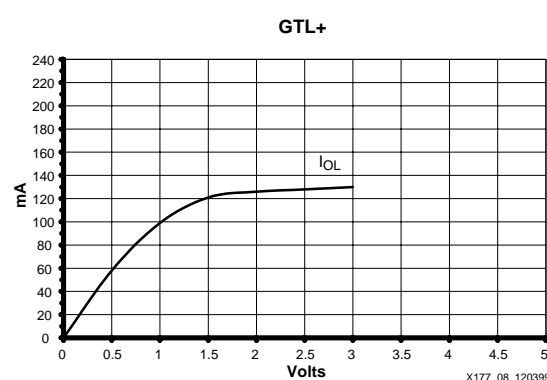
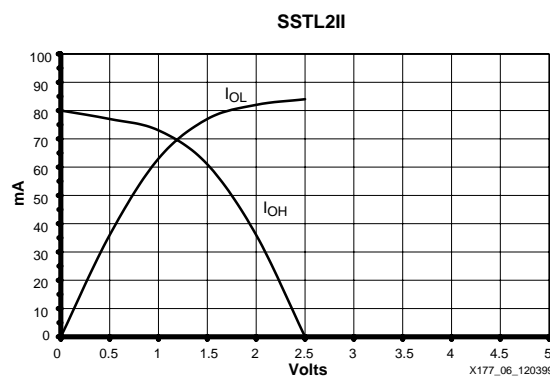
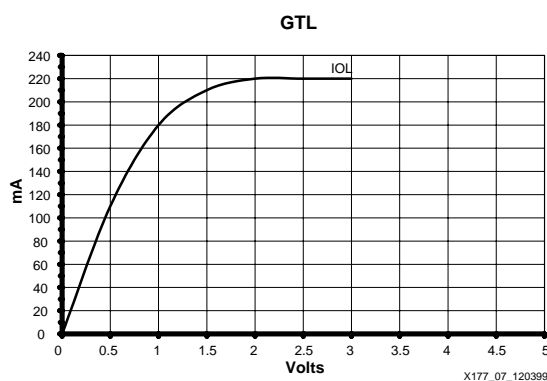
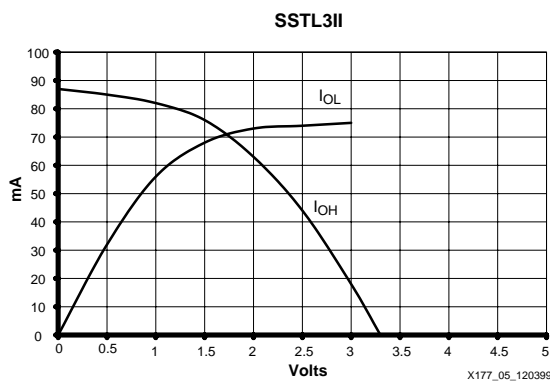
These typical curves describe the output sink and source current for average processing, nominal supply voltage and room temperature for the Spartan™-II family of FPGAs. These curves are graphical representations of IBIS models, which are traditionally used for system and board-level simulation. The Xilinx IBIS files can be found at: http://www.support.xilinx.com/support/sw_ibis.htm.

Note: The Xilinx IBIS files also list the extremes of the processing, temperature and voltage conditions as "min" and "max" (delay). Some tools rename these values as "fast-strong" and "slow-weak". This has nothing to do with the FAST or SLOW slew-rate configuration options, invoked as attributes for each output pin (the default is SLOW).

These slew-rate options are covered in separate IBIS files, with a trailing "s" for SLOW slew rate, and "f" for FAST slew rate (nly applies to LVTTTL).

Spartan-II Family





Revision History

Date	Version #	Revision
12/03/99	0.9	Advance Information Release.

© 1999 Xilinx, Inc. All rights reserved. All Xilinx trademarks, registered trademarks, patents, and disclaimers are as listed at <http://www.xilinx.com/legal.htm>. All other trademarks and registered trademarks are the property of their respective owners.