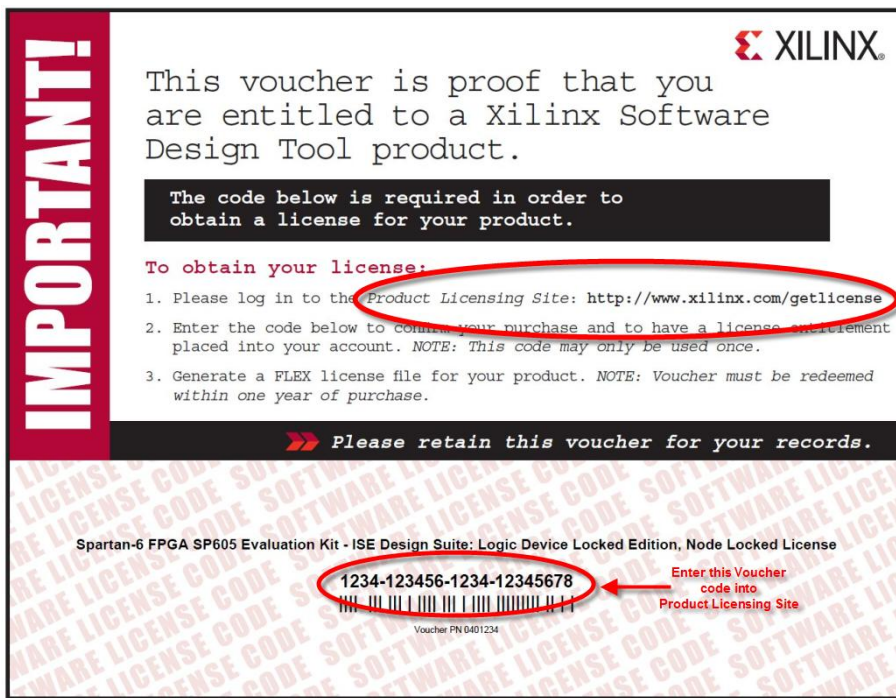


Please Read! The contents of this kit include a “Voucher” for use by the end user to obtain access to the software and/or IP device-locked license included with this product. These instructions should be used in combination with the Getting Started Guide: *Installing the ISE® Software* section.

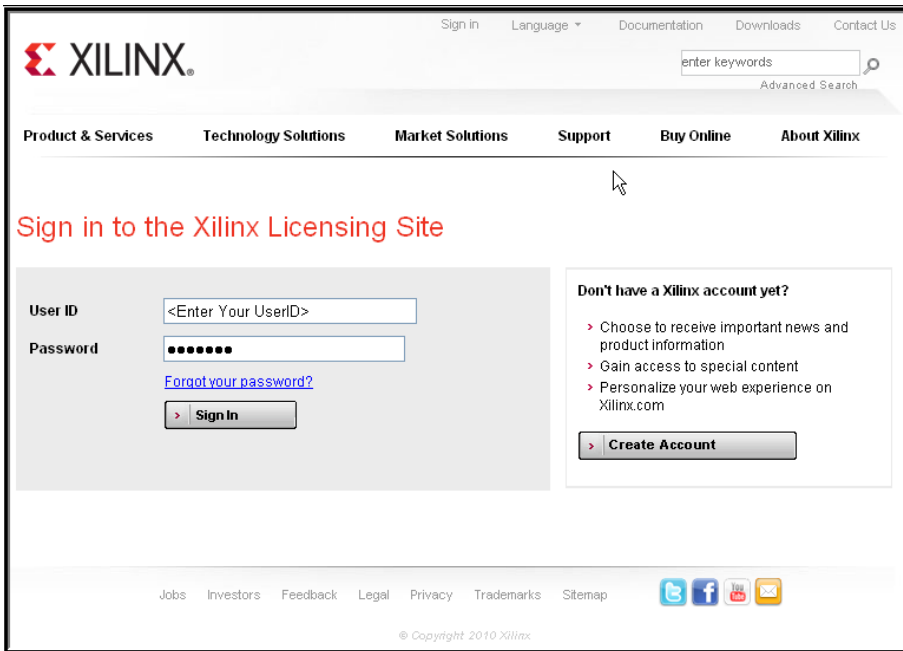
Step 1: Go to the URL shown on the voucher (Figure 1).

Figure 1



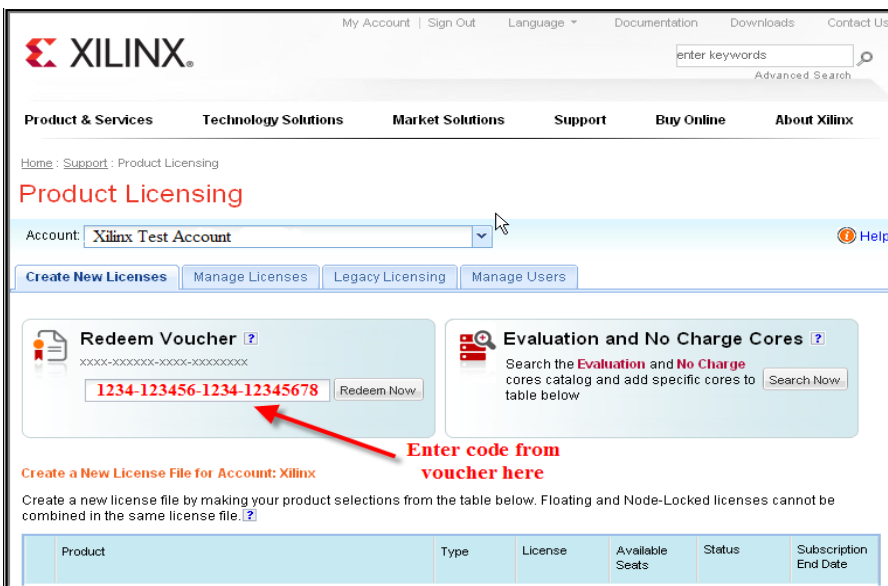
Step 2: Sign in to the Xilinx Licensing Site (Figure 2).

Figure 2



Step 3: Enter the 22-digit code listed on the voucher and click on the “Redeem Now” button (Figure 1, Figure 3).

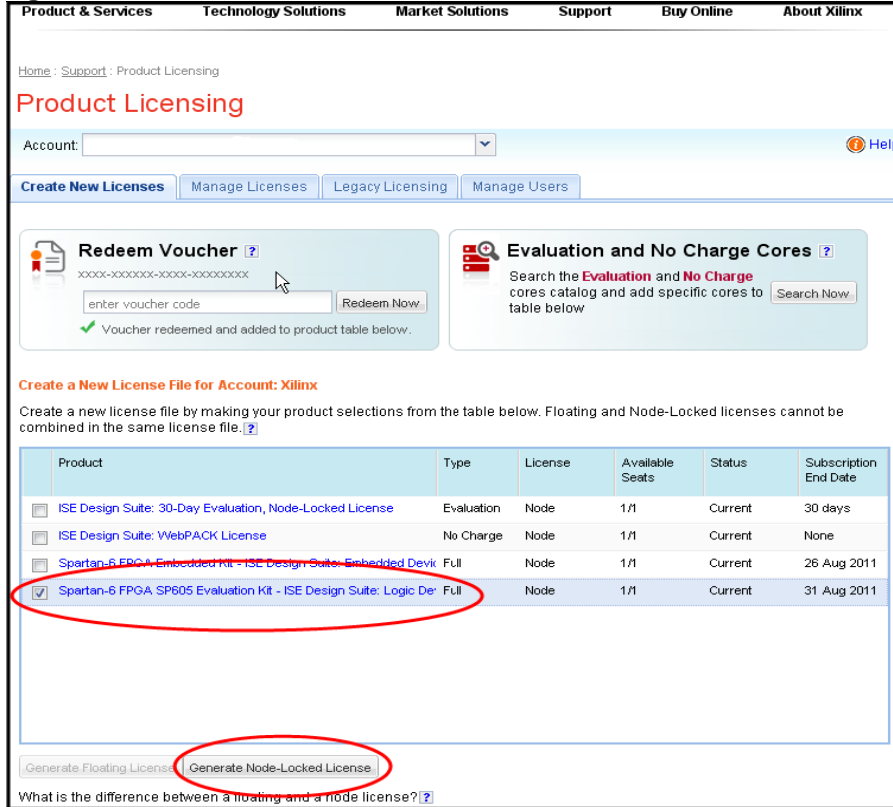
Figure 3



Step 4: Verify that the correct product license is pre-selected (Figure 4).

Step 5: Click on Generate Node-Locked License (Figure 4).

Figure 4



Follow the steps in the licensing flow to complete the licensing process.

Revision History

The following table shows the revision history for this document.

Date	Version	Revision
09/21/10	1.0	Initial release.

Notice of Disclaimer

THE XILINX HARDWARE FPGA AND CPLD DEVICES REFERRED TO HEREIN (“PRODUCTS”) ARE SUBJECT TO THE TERMS AND CONDITIONS OF THE XILINX LIMITED WARRANTY WHICH CAN BE VIEWED AT <http://www.xilinx.com/warranty.htm>. THIS LIMITED WARRANTY DOES NOT EXTEND TO ANY USE OF PRODUCTS IN AN APPLICATION OR ENVIRONMENT THAT IS NOT WITHIN THE SPECIFICATIONS STATED ON THE XILINX DATA SHEET. ALL SPECIFICATIONS ARE SUBJECT TO CHANGE WITHOUT NOTICE. PRODUCTS ARE NOT DESIGNED OR INTENDED TO BE FAIL-SAFE, OR FOR USE IN ANY APPLICATION REQUIRING FAIL-SAFE PERFORMANCE, SUCH AS LIFESUPPORT OR SAFETY DEVICES OR SYSTEMS, OR ANY OTHER APPLICATION THAT INVOKES THE POTENTIAL RISKS OF DEATH, PERSONAL INJURY OR PROPERTY OR ENVIRONMENTAL DAMAGE (“CRITICAL APPLICATIONS”). USE OF PRODUCTS IN CRITICAL APPLICATIONS IS AT THE SOLE RISK OF CUSTOMER, SUBJECT TO APPLICABLE LAWS AND REGULATIONS. ALL SPECIFICATIONS ARE SUBJECT TO CHANGE WITHOUT NOTICE.